


How to Write Lesson Plans: A Comprehensive Guide



How to Write a Lesson Plan: Introduction to Basic Lesson Design and the 8 Keys to Good Planning

by Biographies For Kids

★★★★☆ 4.3 out of 5

Language : English
File size : 218 KB
Text-to-Speech : Enabled
Enhanced typesetting : Enabled
Word Wise : Enabled
Print length : 43 pages
Lending : Enabled
X-Ray for textbooks : Enabled
Screen Reader : Supported



Lesson planning is the cornerstone of effective teaching. A well-written lesson plan provides a clear roadmap for teachers, ensuring that students are actively engaged in meaningful learning experiences. Yet, for many educators, crafting effective lesson plans can be a daunting task. This comprehensive guide will provide you with a step-by-step framework, practical tips, and strategies for creating lesson plans that ignite student interest and foster deep understanding.

Essential Elements of a Lesson Plan

Before diving into the process of writing a lesson plan, let's explore the essential elements that make up an effective lesson:

1. **Learning Goals:** The overarching objectives or learning targets that students are expected to achieve by the end of the lesson.
2. **Materials:** All the necessary resources, such as textbooks, worksheets, videos, or manipulatives, that will be used during the lesson.
3. **Hook:** A brief section that hooks students' attention, introduces the topic, and sets the stage for learning.
4. **Procedures:** A step-by-step breakdown of how the lesson will be conducted, including activities, discussions, and assessments.
5. **Differentiation:** Strategies to meet the diverse needs of learners, such as modifications, accommodations, or enrichment activities.
6. **Assessment:** The methods used to evaluate student learning and provide feedback.
7. **Reflection:** A section where teachers reflect on the effectiveness of the lesson and identify areas for improvement.

Step-by-Step Guide to Writing Lesson Plans

Now that you're familiar with the essential elements, let's walk through the step-by-step process of writing a lesson plan:

1. **Start with the Learning Goals:** Clearly define the learning objectives for the lesson. These goals should be specific, measurable, attainable, relevant, and time-bound.
2. **Gather Materials:** Determine all the resources you will need to support the learning process, including textbooks, worksheets, videos,

or any necessary manipulatives.

3. **Craft an Engaging :** Begin the lesson with an activity or hook that captures students' attention and piques their curiosity about the topic.
4. **Outline the Procedures:** Detail the sequence of activities, discussions, and assessments that will take place during the lesson. Be sure to include clear instructions and time allocations for each activity.
5. **Provide Opportunities for Differentiation:** Plan activities that cater to the diverse learning styles and abilities of your students. Include modifications, accommodations, or enrichment activities to ensure all learners are engaged and challenged.
6. **Incorporate Assessment:** Identify the methods you will use to assess student learning throughout the lesson. This may include informal observations, quizzes, or summative assessments.
7. **Conclude with a Reflection:** After teaching the lesson, take time to reflect on its effectiveness. Consider what worked well, what could be improved, and any modifications you might make for future implementation.


Tips for Writing Effective Lesson Plans

Here are some additional tips to enhance your lesson planning skills:

- **Align with Standards:** Ensure that your lesson plans are aligned with relevant educational standards and curriculum guidelines.
- **Sequence Learning:** Plan lessons in a logical sequence that builds upon prior knowledge and skills.

- **Use Variety:** Incorporate a mix of activities, such as discussions, hands-on experiments, group projects, or simulations, to keep students engaged.
- **Encourage Active Participation:** Provide ample opportunities for students to participate in discussions, ask questions, and share their ideas.
- **Provide Feedback:** Regularly provide students with constructive feedback to help them track their progress and improve their learning.

Lesson planning is a fundamental aspect of effective teaching. By following the steps outlined in this guide, you can create well-structured lesson plans that engage students, promote deep understanding, and support their academic growth. Remember to reflect on your lessons and seek opportunities to enhance your practice over time. With dedication and continuous improvement, you can become a master lesson planner and empower your students to reach their full potential.



How to Write a Lesson Plan: Introduction to Basic Lesson Design and the 8 Keys to Good Planning


by Biographies For Kids

★★★★☆ 4.3 out of 5

Language	: English
File size	: 218 KB
Text-to-Speech	: Enabled
Enhanced typesetting	: Enabled
Word Wise	: Enabled
Print length	: 43 pages
Lending	: Enabled
X-Ray for textbooks	: Enabled
Screen Reader	: Supported

FREE

DOWNLOAD E-BOOK



Freddie and Bibelle: The Big Feather Drum

A Charming and Entertaining Picture Book for Young Children Freddie and Bibelle: The Big Feather Drum is a delightful picture...



Web to Web for Beginners: A Comprehensive Guide to Inter-Web Connectivity

In today's interconnected world, websites and applications are becoming increasingly reliant on each other to provide seamless and powerful experiences to users. This is...