

My First Country Guitar Picking Songs

Welcome to your journey of becoming a country guitar picker! This beginner-friendly guide will introduce you to a handpicked selection of songs that will ease you into the world of country guitar picking. With step-by-step instructions and helpful tips, you'll be able to strum and pick your way to country music stardom in no time.



My First Country Guitar Picking Songs by Steve Kaufman

★★★★☆ 4 out of 5

Language : English

File size : 13256 KB


Lending : Enabled

Print length : 93 pages

Screen Reader : Supported



Wagon Wheel - Bob Dylan

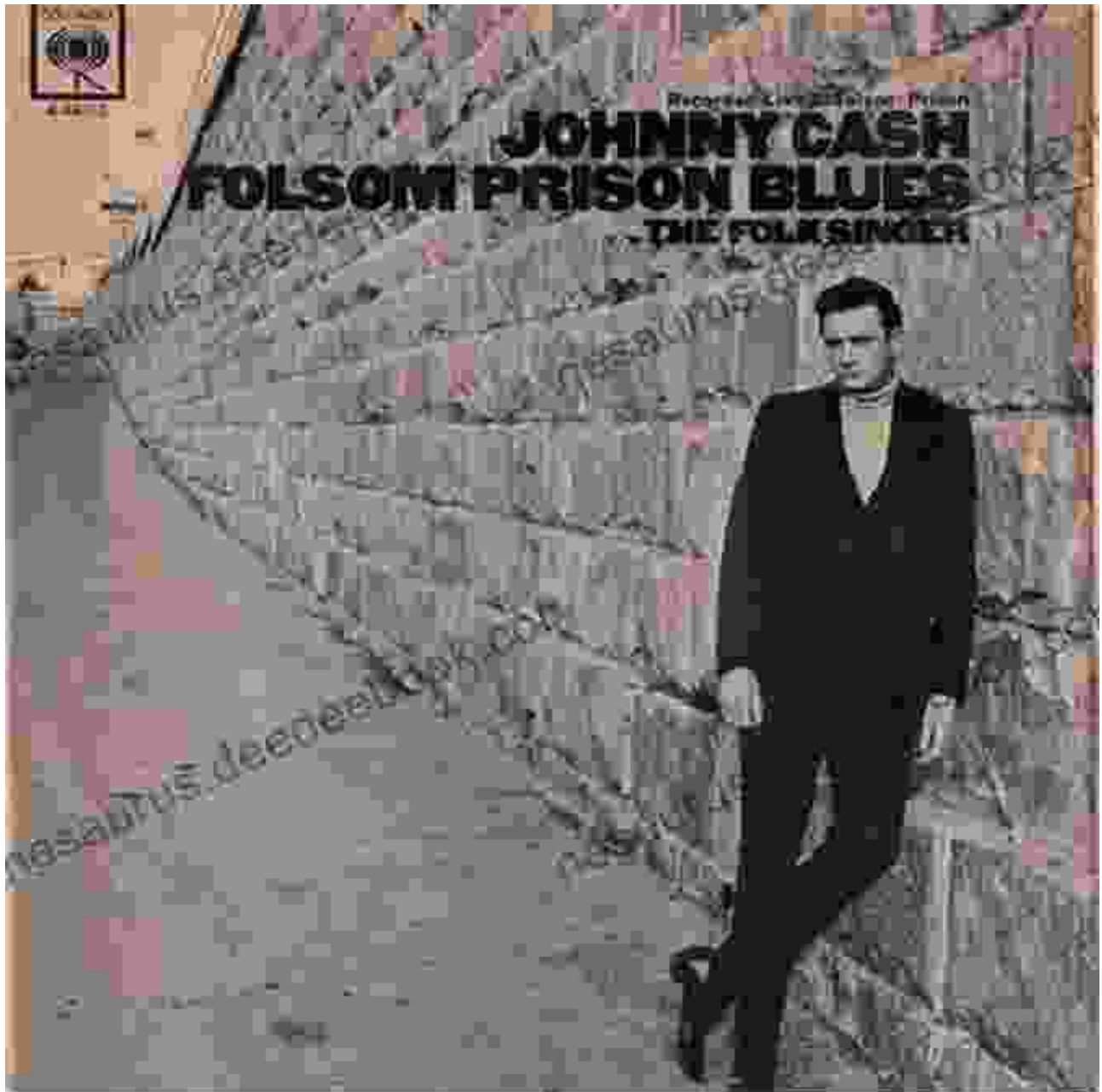


"Wagon Wheel" by Bob Dylan is a timeless classic that's perfect for beginners. Its simple strumming pattern and easy-to-follow picking sequence make it an ideal choice for your first picking adventure.

1. Start with the basic C chord.

2. Use your thumb to play the bass notes on the low E string (0, 2, and 3).
 3. With your index finger, pick the melody notes on the A string (0, 2, and 3).
-
1. Downstroke on the downbeat.
 2. Upstroke on the backbeat.
 3. Repeat for the entire song.

Folsom Prison Blues - Johnny Cash

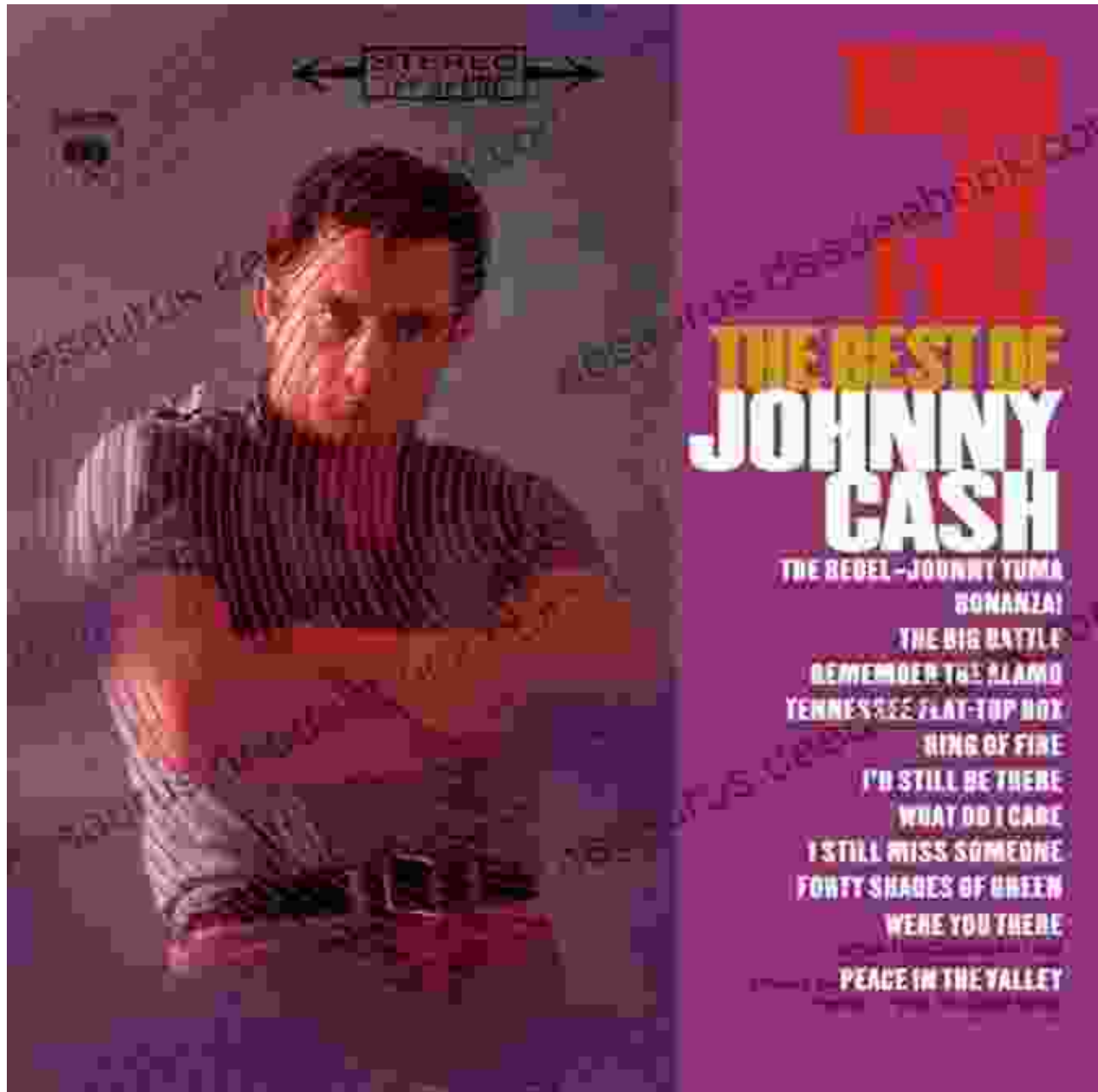


"Folsom Prison Blues" by Johnny Cash is a haunting and evocative song that will challenge your picking skills slightly more than "Wagon Wheel." Its alternating bass and melody lines require a bit more coordination, but it's still a great choice for beginners.

1. Start with the C chord.

2. With your thumb, play the bass notes on the low E string (0, 2, and 3).
 3. With your index finger, pick the melody notes on the A string (0, 2, and 3).
 4. Add an alternating bass note on the G string (0).
-
1. Downstroke on the downbeat.
 2. Upstroke on the backbeat.
 3. Repeat for the entire song.

Ring of Fire - Johnny Cash



"Ring of Fire" by Johnny Cash is a heartfelt ballad with a beautiful picking pattern. It's perfect for practicing your fingerpicking technique and adding some emotional depth to your playing.

1. Start with the G chord.
2. With your thumb, play the bass notes on the low E string (3).

3. With your index finger, pick the melody notes on the B string (3) and the high E string (3).
 4. With your middle finger, pick the middle note on the A string (2).
1. Downstroke on the downbeat.
 2. Upstroke on the backbeat.
 3. Repeat for the entire song.

Man in Black - Johnny Cash




"Man in Black" by Johnny Cash is a powerful and iconic song that showcases his signature picking style. Its steady strumming and intricate picking patterns will test your skills and inspire you to reach new heights on the guitar.

1. Start with the D chord.

2. With your thumb, play the bass notes on the low E string (2).
 3. With your index finger, pick the melody notes on the A string (2).
 4. With your middle finger, pick the middle note on the B string (3).
 5. With your ring finger, pick the high note on the G string (2).
-
1. Downstroke on the downbeat.
 2. Upstroke on the backbeat.
 3. Repeat for the entire song.

Don't Stop Believin' - Journey




"Don't Stop Believin'" by Journey is a rock classic with a catchy and energetic picking pattern. It's a great choice for beginners who want to experience a different style of guitar playing and add a touch of rock 'n' roll to their repertoire.

1. Start with the G chord.
2. With your thumb, play the bass notes on the low E string (3).

3. With your index finger, pick the melody notes on the B string (3) and the high E string (3).
 4. With your middle finger, pick the middle note on the A string (2).
 5. Add a hammer-on from the open E string to the 1st fret on the B string (3).
-
1. Downstroke on the downbeat.
 2. Upstroke on the backbeat.
 3. Repeat for the entire song.

Embarking on your country guitar picking journey with these beginner-friendly songs will lay a solid foundation for your future musical adventures. Remember to practice regularly, listen closely to the music, and don't be afraid to experiment with different picking patterns and strumming techniques.

With patience and dedication, you'll be playing country guitar like a pro in no time. So grab your guitar, pick a song, and let the music take you away!



My First Country Guitar Picking Songs by Steve Kaufman

★★★★☆ 4 out of 5

Language : English

File size : 13256 KB

Lending : Enabled


Print length : 93 pages

Screen Reader : Supported

FREE

DOWNLOAD E-BOOK





Freddie and Bibelle: The Big Feather Drum

A Charming and Entertaining Picture Book for Young Children Freddie and Bibelle: The Big Feather Drum is a delightful picture...



Web to Web for Beginners: A Comprehensive Guide to Inter-Web Connectivity

In today's interconnected world, websites and applications are becoming increasingly reliant on each other to provide seamless and powerful experiences to users. This is...