


Steve Kaufman's Favorite Celtic Hornpipes for Mandolin: A Comprehensive Guide for Mandolinists

The mandolin, with its sweet, enchanting sound, is the perfect instrument to bring the vibrant spirit of Celtic hornpipes to life. In this article, we'll explore the world of Celtic hornpipes for mandolin, guided by the expertise of renowned mandolin maestro Steve Kaufman. We'll dive into the intricacies of these beloved Irish tunes, learning the techniques and nuances that make them so captivating on the mandolin.

Celtic hornpipes are traditional Irish dance tunes characterized by their lively, syncopated rhythms and infectious melodies. They originated in the 18th century, played on the hornpipe, a double-reed woodwind instrument. Over time, hornpipes found their way into the repertoire of other instruments, including the fiddle, flute, and, of course, the mandolin.

Steve Kaufman, widely regarded as one of the greatest mandolinists of all time, had a deep affinity for Celtic music and was particularly fond of hornpipes. His playing was marked by his impeccable technique, rhythmic precision, and soulful interpretation. Kaufman believed that hornpipes should be played with a light touch, allowing the melody to sing and the rhythms to dance.



Steve Kaufman's Favorite Celtic Hornpipes for Mandolin by Steve Kaufman

★★★★☆ 4.8 out of 5

Language : English

File size : 18898 KB



To master Celtic hornpipes on the mandolin, several essential techniques must be mastered:

- **Double stops:** Double stops are a defining feature of hornpipes, creating a rich, resonant sound. They involve playing two strings simultaneously, often using the thumb and index finger.
- **Rolls:** Rolls are rapid, alternating strokes on the strings, creating a flurry of notes that adds excitement and ornamentation to the melody.
- **Triplets:** Triplets are groups of three notes played evenly within a beat, adding a lively, syncopated rhythm to hornpipes.
- **Crosspicking:** Crosspicking is an advanced technique that involves picking the strings in a criss-cross pattern, creating intricate and fluid melodies.


Among the vast repertoire of Celtic hornpipes, Steve Kaufman had several favorites that he often performed and taught. Here are a few of his most beloved tunes:

- **The Boys of Bluehill:** A lively and energetic hornpipe with a catchy melody and infectious rhythm.
- **The High Reel:** A more challenging hornpipe with a fast tempo and intricate double stops.

- **The Foxhunter's Reel:** A beautiful and haunting hornpipe with a flowing melody and poignant harmonies.

If you want to learn Celtic hornpipes on the mandolin, there's no better teacher than Steve Kaufman. His instructional materials, including DVDs and books, are widely available and offer a comprehensive approach to mastering these traditional tunes. Kaufman's clear explanations, patient guidance, and infectious enthusiasm will inspire you to embrace the beauty and complexity of Celtic hornpipes.

Celtic hornpipes are a vibrant and captivating musical tradition that can be brought to life on the mandolin with skill and passion. By following the techniques and insights of Steve Kaufman, mandolinists can unlock the secrets of these enchanting tunes, mastering their intricate melodies, infectious rhythms, and captivating harmonies. Whether you're a seasoned player or just starting your musical journey, the world of Celtic hornpipes awaits, ready to be explored with your mandolin.



Steve Kaufman's Favorite Celtic Hornpipes for Mandolin

by Steve Kaufman

★★★★☆ 4.8 out of 5


Language : English

File size : 18898 KB

Screen Reader : Supported

Print length : 100 pages





Freddie and Bibelle: The Big Feather Drum

A Charming and Entertaining Picture Book for Young Children Freddie and Bibelle: The Big Feather Drum is a delightful picture...



Web to Web for Beginners: A Comprehensive Guide to Inter-Web Connectivity

In today's interconnected world, websites and applications are becoming increasingly reliant on each other to provide seamless and powerful experiences to users. This is...