


The Pocket Guide to Crafting Dependable Project Schedules: A Comprehensive Blueprint

In the fast-paced world of project management, time is of the essence. Creating dependable project schedules is crucial for steering projects toward success. This guide will serve as your pocket companion, equipping you with the knowledge and techniques to build robust schedules that will keep your projects on track and within budget.



Practical Estimation: A Pocket Guide to Making Dependable Project Schedules by Steve Bockman

★★★★☆ 4.7 out of 5

Language	: English
File size	: 917 KB
Text-to-Speech	: Enabled
Enhanced typesetting	: Enabled
Word Wise	: Enabled
Print length	: 34 pages
Screen Reader	: Supported



1. Laying the Foundation: Planning and Preparation

- 1. Define Project Scope Clearly:** Establish the project's objectives, deliverables, and boundaries. A well-defined scope sets the stage for accurate scheduling.
- 2. Break Down into Work Packages:** Divide the project into smaller, manageable chunks. This granular approach allows for precise task

allocation and sequencing.

3. **Identify Dependencies:** Determine the interrelationships between tasks. Understanding dependencies ensures that tasks are scheduled in the correct order.

2. Mastering the Art of Scheduling Techniques

- **Gantt Charts:** Visualize project timelines and task dependencies. Gantt charts provide a clear overview of the project's progress.
- **Critical Path Method (CPM):** Identify the longest sequence of tasks that must be completed on time to meet the project deadline. CPM helps optimize scheduling.
- **PERT (Program Evaluation and Review Technique):** Estimate task durations and account for uncertainty. PERT adds flexibility to scheduling.

3. Refining Your Schedule

1. **Estimate Task Durations Realistically:** Consider task complexity, resources required, and potential risks. Avoid overly optimistic or pessimistic estimates.
2. **Add Buffers:** Schedule extra time for unexpected delays or unforeseen circumstances. Buffers prevent schedule slippage.
3. **Communicate and Adjust:** Regularly review the schedule with stakeholders. Adjust as needed based on progress updates and changes in scope or requirements.


4. Tools and Technologies for Effective Scheduling

- **Project Management Software:** Leverage software tools to automate scheduling, track progress, and collaborate with team members.
- **Online Collaboration Tools:** Facilitate communication and coordination among distributed teams. Real-time document sharing and communication keep everyone on the same page.
- **Mobile Apps:** Access project schedules and updates on the go. Mobile apps provide flexibility and convenience.

5. Best Practices for Dependable Schedules

1. **Involve Stakeholders:** Engage team members, customers, and sponsors in the scheduling process to ensure buy-in.
2. **Regularly Monitor and Control:** Track progress, identify deviations, and make necessary adjustments to stay on schedule.
3. **Continuously Improve:** Analyze past projects and identify areas for schedule optimization. Continuous improvement leads to more efficient and predictable scheduling.


Crafting dependable project schedules is a skill that can be mastered with the right knowledge and techniques. By following the steps outlined in this guide, you will be empowered to plan, prepare, and execute projects that meet deadlines, deliver high-quality results, and maximize stakeholder satisfaction. Remember, a well-crafted schedule is the foundation of successful project management. Embrace the principles of effective scheduling and watch your projects soar to new heights of efficiency and success.



Practical Estimation: A Pocket Guide to Making Dependable Project Schedules by Steve Bockman

★★★★☆ 4.7 out of 5

Language : English
File size : 917 KB
Text-to-Speech : Enabled
Enhanced typesetting : Enabled
Word Wise : Enabled
Print length : 34 pages
Screen Reader : Supported



Freddie and Bibelle: The Big Feather Drum

A Charming and Entertaining Picture Book for Young Children Freddie and Bibelle: The Big Feather Drum is a delightful picture...



Web to Web for Beginners: A Comprehensive Guide to Inter-Web Connectivity

In today's interconnected world, websites and applications are becoming increasingly reliant on each other to provide seamless and powerful experiences to users. This is...