


The Tale of Suffolk Byway Narrow Gauge Railways: A Journey Through History and Nature

Nestled amidst the rolling hills and tranquil waterways of Suffolk, England, lies a captivating network of miniature railways known as the Suffolk Byway Narrow Gauge Railways. These beloved railways have played an integral role in the social fabric and economic life of the region for over a century, serving as symbols of rural heritage, community spirit, and a profound connection to nature. Join us on a journey through the enchanting history of these railways, from their humble beginnings to their enduring legacy as cherished attractions.



The Southwold Railway 1879–1929: The Tale of a Suffolk Byway (Narrow Gauge Railways) by Rob Shorland-Ball

★★★★☆ 4.6 out of 5

Language : English
File size : 52548 KB
Text-to-Speech : Enabled
Screen Reader : Supported
Enhanced typesetting : Enabled
Word Wise : Enabled
Print length : 247 pages
Lending : Enabled



The Early Years

The origins of the Suffolk Byway Narrow Gauge Railways can be traced back to the late 19th century, a time when narrow gauge railways were

gaining popularity as a cost-effective and versatile mode of transportation in rural areas. In 1895, the first such railway in Suffolk was built in the village of Campsea Ashe. This pioneering line, known as the Campsea Ashe Railway, was primarily used to transport agricultural goods to and from the local market town of Wickham Market.

The success of the Campsea Ashe Railway inspired the construction of several other narrow gauge lines throughout Suffolk. These railways played a vital role in the local economy, connecting isolated villages and facilitating the movement of goods and people. They also provided a much-needed social outlet for rural communities, offering opportunities for leisure and recreation.

The Rise of Tourism

In the early 20th century, as tourism began to flourish in Suffolk, the narrow gauge railways found a new purpose. Their picturesque routes and charming trains proved irresistible to visitors seeking a unique and nostalgic way to explore the region. The railways became popular destinations for day trips and weekend getaways, attracting families and railway enthusiasts alike.

To cater to the growing demand for tourist services, the railways expanded their operations. They introduced new trains and carriages, built stations and refreshment rooms, and organized special events and excursions. The railways also played a role in promoting local tourism, working with other attractions and businesses to create a comprehensive visitor experience.

Decline and Preservation

After the Second World War, the use of narrow gauge railways for commercial purposes declined as road transport became more prevalent.

Many of the Suffolk Byway Narrow Gauge Railways fell into disuse and were eventually closed. However, a dedicated group of volunteers recognized the historical and cultural significance of these railways and worked tirelessly to preserve them.

In the 1960s and 1970s, several of the railways were reopened as heritage lines, operated by non-profit organizations. These volunteers restored the tracks, locomotives, and carriages, and established museums and educational programs to share the story of the railways with future generations.

The Railways Today

Today, the Suffolk Byway Narrow Gauge Railways are thriving once again. They offer a unique and enchanting way to experience the beauty of the Suffolk countryside, while learning about the region's rich railway heritage. The railways operate on weekends and school holidays, providing a variety of services, including scheduled train rides, special events, and educational programs.

Each of the railways has its own unique character and charm. The Campsea Ashe Railway, the oldest of the group, is known for its scenic route through the Deben Valley. The Southwold Railway, located near the coast, offers stunning views of the North Sea. The Mid-Suffolk Light Railway, the longest of the railways, boasts a collection of historic locomotives and carriages.

The Future of the Railways

The Suffolk Byway Narrow Gauge Railways are a testament to the enduring power of community spirit and the importance of preserving our heritage. The dedicated volunteers who operate these railways are

committed to ensuring their future for generations to come. They are actively involved in education and outreach programs, and are working to secure funding for ongoing maintenance and restoration projects.

The railways also play a vital role in promoting tourism and economic development in Suffolk. They attract visitors from far and wide, and generate revenue for local businesses. By supporting the railways, we are not only preserving a piece of history but also investing in the future of our communities.

The Suffolk Byway Narrow Gauge Railways are a beloved part of the Suffolk landscape. They offer a unique and enchanting way to experience the beauty of the countryside, learn about the region's history, and connect with our community. The dedicated volunteers who operate these railways deserve our thanks and support for their tireless efforts to preserve and share this precious heritage.

So next time you're looking for a fun and educational day out, consider visiting one of the Suffolk Byway Narrow Gauge Railways. You won't be disappointed.

Image Gallery



alamy

Image ID: 28299
www.alamy.com




A diesel locomotive pulling a train of carriages along a riverbank.





A family taking a ride on a miniature train.

Copyright © 2023 All rights reserved.




The Southwold Railway 1879–1929: The Tale of a Suffolk Byway (Narrow Gauge Railways) by Rob Shorland-Ball

★★★★☆ 4.6 out of 5

Language : English
File size : 52548 KB
Text-to-Speech : Enabled
Screen Reader : Supported
Enhanced typesetting : Enabled
Word Wise : Enabled
Print length : 247 pages
Lending : Enabled

FREE

DOWNLOAD E-BOOK



Freddie and Bibelle: The Big Feather Drum

A Charming and Entertaining Picture Book for Young Children Freddie and Bibelle: The Big Feather Drum is a delightful picture...



Web to Web for Beginners: A Comprehensive Guide to Inter-Web Connectivity

In today's interconnected world, websites and applications are becoming increasingly reliant on each other to provide seamless and powerful experiences to users. This is...